



**Begg Cousland**

**World Class Filtration Solutions**



**PHOSPHATE FERTILISER PLANT  
GAS SCRUBBING TECHNOLOGY**

**CROSS-FLOW SCRUBBERS (BLUEFIL®)**

**'BECOFLEX' ROTARY BRUSH GAS  
SCRUBBER & DE-DUSTING SYSTEM**

**PACKED BED SCRUBBERS**

## 'BEGG COUSLAND' Cross-Flow Scrubbers

Begg Cousland can design and supply all types of gas scrubbing equipment, either as 'end-of-pipe' pollution control, or as part of a process.

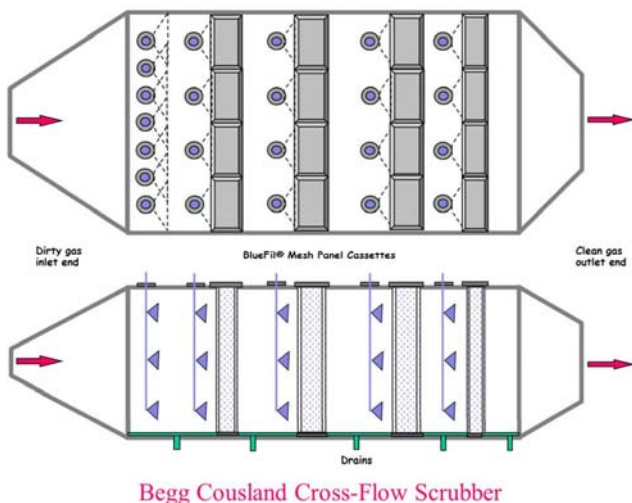
In Phosphate Fertiliser plants (MAP / DAP / NPK) there are many applications for scrubbers to capture solids, aerosols, fumes or gases, most of which have inherent difficulties of blockage and the need for regular maintenance / washing of internals.

For example :

- Fluosilicic Acid  $H_2Si_2O_7$  Fumes (FSA)
- Reactor Off Gas
- Granulator Emissions

A common technology employed is a Cross-Flow scrubber, where the dirty gas is drawn horizontally through a series of scrubbing and filtration stages. In sequence these stages wet the gas, scrub the gas, and lastly demist the gas, with the option to have a penultimate absorption stage.

The Begg Cousland Cross-Flow Scrubber design is based on BlueFil® meshpad materials made by Benvitec Environment, which are used either as a scrubbing stage packing bed or as a final demister stage.



This system has many beneficial features. For instance :

- The BlueFil® meshes come in a range of materials and styles. Mostly we use PP or ETFE. The meshpads will be composed of a mix of layers of coarse / medium / fine styles (see BlueFil® Mesh Styles table), to suit each application and customer needs.
- The BlueFil® MX095 mesh has the optimum depth and open volume on the market, reducing pressure loss – not efficiency – and meaning it is easier to wash, slower to block, simpler to install and seal than other meshes.
- The drained spray liquids can be re-cycled in a reverse sequence (stage by stage), to minimize final effluent volume.
- The BlueFil® meshpad panels are installed vertically through access doors on the roof of the vessel. This can be done with front and back grid frames or as layers folded over a top rail inside a metal cassette. In either way they are able to be removed and re-fitted easily for washing.



Typical Cross-Flow Scrubber

BlueFil® Pad Style	Efficiency >10µ	Efficiency >5µ	Efficiency >3µ	Efficiency >2µ
MX 99-10	99%	70-85%		
MX99-5	100%	99%	70-90%	
MX99-3	100%	100%	99%	80-85%
MX99-2	100%	100%	100%	99%

The BlueFil® Pad Styles above are combinations of individual layers from the Mesh Types / Specifications below:

BlueFil® Mesh Type	Free Volume %	Thickness (nominal) mm	Surface Area m2/m3
MX 095	96	30	129
MX 094H	96	23	167
MX 094L	93	14	272
MX 040	97	12	314
MX 020	96	5	770
MX 010	95	2	1508

These BlueFil® mesh can replace similar meshes or meshpads with like-for-like specifications or give better efficiency and/or pressure loss and/or blocking resistance.



BlueFil® in a cassette



BlueFil® panel + grids

## 'BECOFLEX' Rotary Brush Scrubber

A universal, integrated scrubber system to remove solids & liquid particles or to scrub noxious gas emissions.

The 'BECOFLEX' has a wetted fibre brush rotating at high speed in a special volute fan casing, which creates an extremely dynamic gas contact.

Particles in the dirty exhaust gas stream are drawn into the unit by the suction generated by the rotary brush, and they impact at high speed with the spinning brush fibres and become thoroughly wetted. The next effect is for the particles to be centrifugally thrown off, to impact on the wetted inner surface of the volute.

The effluent slurry is then propelled along the exit duct to the disengagement vessel, where it falls to the bottom for removal or recirculation.

The cleaned (wet) gas meanwhile flows upwards in the disengagement vessel to a BlueFil® or 'Becoil' demister to remove any entrained liquid droplets.


The BECOFLEX system has been successfully used in the Phosphate industry as a stand-alone scrubber package for fugitive fume emission capture from transport wagon loading, discharging or washing. By means of a flexible hose or hood, the Phosphate rock dust and the P2O5 fumes are then drawn into the volute by the suction generated by the rotating brush. The brush is sprayed with water which is recycled from a pump tank.



**Becoflex BF Unit on a wagon loading duty**

BF MODEL	Gas Volume m <sup>3</sup> /hr			Unit Data		
	@ 50mm H <sub>2</sub> O Fan Static Pressure	@ 80mm H <sub>2</sub> O Fan Static Pressure	@ 110mm H <sub>2</sub> O Fan Static Pressure	Approximate Dimensions L x W x H (mm)	Motor Size (Kw)	Brush Spray (Litres / minute) @ 50mm H <sub>2</sub> O F.S.P. Gas Volume
<b>BF33</b>	1,000	600	200	1100 x 900 x 1350	1.5	5.0
<b>BF40</b>	2,000	1,400	800	1350 x 1000 x 1600	3.0	10.0
<b>BF49</b>	3,000	2,100	1,200	1550 x 1000 x 1750	4.0	15.0
<b>BF57</b>	4,000	3,000	1,900	1750 x 1150 x 2000	5.5	20.0
<b>BF65</b>	5,500	4,000	2,500	2000 x 1250 x 2200	7.5	27.5
<b>BF73</b>	7,000	5,000	3,300	2200 x 1450 x 2400	11.0	35.0
<b>BF81</b>	8,500	6,400	4,200	2400 x 1500 x 2600	11.0	42.5
<b>BF89</b>	10,500	7,800	5,100	2600 x 1550 x 2800	15.0	52.5
<b>BF98</b>	12,000	9,400	6,200	2800 x 1700 x 3000	18.5	60.0
<b>BF114</b>	17,000	12,900	8,700	3300 x 1800 x 3400	22.0	85.0
<b>BF130</b>	25,000	16,800	11,500	3600 x 1950 x 3650	30.0	125.0

### BECOFLEX Rotary Brush Scrubber



The BECOFLEX system is compact and acts as its own air mover. This usually means there is no need for a separate fan, but in some cases a secondary or main fan is also used, particularly with long upstream processes.



### BECOFLEX BF Units Flow / Suction Options

The Table above shows the Flow rate options for each size of BECOFLEX BF Unit, at 3 different Fan Static Pressure (Suction) values.

For flows larger than 25,000 m<sup>3</sup>/hr we combine fan volute units in parallel, feeding into a common exit vessel.

### BECOFLEX BF Unit Size and Other Data

The Physical Size, Motor Size and Liquid Spray Rate data for each BECOFLEX BF Unit is shown in the table above.

### BECOFLEX Rotary Brush Scrubber Materials

The BECOFLEX brush fibres are made of PP or PVDF so there is a 60 or 100°C temperature limit at the inlet.

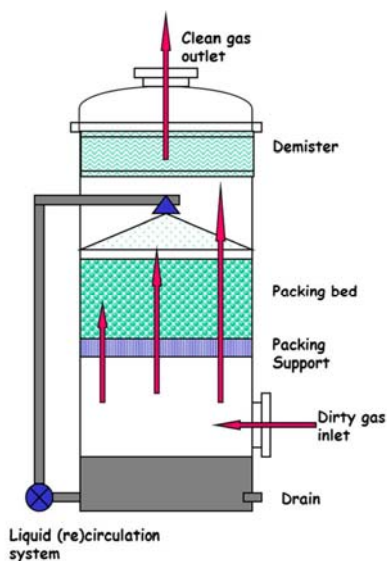
The standard materials for the volute and vessel are Carbon Steel, Stainless Steel, Polypropylene / GRP

## 'BEGG COUSLAND' Counter-current Packed Bed Fume & Tail Gas Scrubbers

Begg Cousland can design and supply all types of gas scrubbing equipment, either as 'end-of-pipe' pollution control or as a gas cleaning stage within a process.

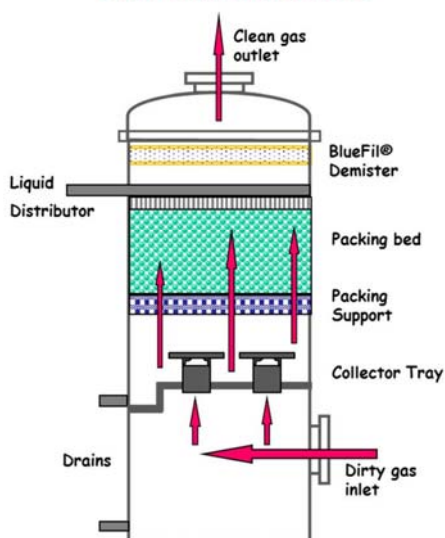
Packed bed scrubbers are designed to give excellent gas / liquid contact and residence time for the reactions, but can be blocked by solid particulates. Where solids are present it is best to use a different design or have a solids removal stage first, for example a Becoflex Rotary Brush Scrubber, to prevent the fouling of the packings.

### Conventional Packed Bed Scrubber



In some plants a vertical scrubber design is used, either where the risk of solids blockage is minimal or where space is limited and equipment footprint size is critical.


### Packed Bed Granulator Tail Gas Scrubber



Some Fluorine scrubbers are vertical and, like the above image of a Granulator Tail Gas Scrubber, can have a 1<sup>st</sup> stage random packing bed with liquid distributor counter-current followed by a horizontal BlueFil® Meshpad.



A Granulator Scrubber with random packing only. To have efficiency upgrade with BlueFil® mesh packing.



BlueFil® MX99-10 Pad (not fully assembled)

For further information, please contact us at

**Begg Cousland Envirotec Ltd.**

**205 White Studios, 62 Templeton Street,**

**Glasgow G40 1DA, United Kingdom**



Tel + 44 141 556 2289

Fax + 44 141 550 1653

E-mail : [info@bcenvirotec.com](mailto:info@bcenvirotec.com)

Web : [www.beggcousland.com](http://www.beggcousland.com)